



IPA Invitational - Decatur Central HS

February 22, 2025



WELCOME

On behalf of IPA and MSD Decatur Township, I would like to welcome you all to Decatur Central High School for the 2025 IPA Invitational season. We wish you the best of luck and good skill at our contest. Please find inside this packet all the necessary information and maps pertaining to the contest.

Questions or emergencies?

Chris Halstead, host director | (812) 870-4327 | chalstead@decaturproud.org

DIRECTIONS

Decatur Central HS address: **5251 Kentucky Ave, Indianapolis, IN 46221**

Approach the high school from State Road 67 (Kentucky Ave), using the entrance on the west side of campus (*see maps*). Volunteers will assist with parking buses and equipment vehicles. Staff vehicles may need to park separately from (but nearby) buses and equipment vehicles.

UNIT CHECK-IN

Enter Door 29 (same as unit entry) on the north side of campus. Directors can check in their unit as equipment enters the building through Door 29.

SPECTATORS

Spectators should park on the south side of campus (*see maps*) and enter Door 16.

ADMISSION

Spectator admission fees for all IPA invitationals, IPA State Prelims, and IPA Preview to Dayton are: \$10/adults; \$8/students (K-12, college) and seniors. Children under 6 are free. Both cash and card are accepted.

CONCESSIONS

We encourage your students and families to enjoy our concessions located next to the performance gym, courtesy of our Decatur Central Band Boosters. Both cash and card are accepted; prices and a complete menu will be posted in the concessions area. Please do not bring outside catering into the building.

RESTROOMS

Restrooms will be available near the cafeteria (equipment holding) and outside the performance gym. These restrooms are not huge, so plan ahead if intending to use these as changing rooms.

FIRST AID

First Aid will be available outside the performance area exit doors.

HOSPITALITY	Director and Driver hospitality will be available in the media center (same area as critique). Please limit use of this area to staff and drivers only (not parent volunteers).
EQUIPMENT UNLOAD/LOAD	All units will stage equipment in the cafeteria (Door 29) before moving to warm-up. Staging lanes will be assigned per group and spaced apart for safety of students and equipment. Contest volunteers will be available in this area to assist as needed. It is our intent to have your trucks park in one spot to unload and reload after your performance. You will roll equipment through the parking lot to enter and exit the building. Please be careful of traffic when moving through parking areas. Equipment and props must exit the building to reload immediately following your performance. Buses and equipment trucks can remain parked in their spot for the entire day.
HOME ROOMS	Home Rooms will be marked by taped-off areas in our academic hallways. Please treat these spaces with care! Restrooms will be available in homeroom areas as well.
TRANSIT	To help keep the contest on schedule, please be ready to move from Holding to Warm-Up 4-5 minutes before your warm-up time. A volunteer will help organize transit from Holding to Warm-Up.
WARM-UP	See maps for specific warm-up locations and entry/exit routing. The Lobby warm-up area will include an additional space to help balance warm-up area sizes. Electrical power will be provided in both warm-up areas.
INSPECTION	Volunteers will check equipment during transit from the warm-up areas to the performance area. Any props used must be protected so as to not damage floors, doorways, etc. Please do not drag timpani pedals on the floor.
PERFORMANCE ENTRY/EXIT	See maps for performance area entry/exit routing. Two sets of double-doors will be used for unit exit, so prepare your students, staff, and volunteers to keep moving through all available doorways to clear the timeline as soon as possible.
TIMELINE	This show will use a horizontal timeline (basket to basket). Units will enter on the backside of the timeline and exit on the frontside (<i>see maps</i>).

FLOOR SIZE

AND REFOLDING The performance area measures 60' x 90' with sufficient room at each end and backside. You will have the ability to reorganize your tarp (not completely unfold/refold) after your performance. The area available is a large hallway, not a full gym/cafeteria space, so please plan accordingly.

POWER

Electrical power will be provided at both the front and back centerline of the performance area as well as in both warm-up areas.

COMMENTARY

Recorded commentary and recaps will be provided via Competition Suite.

AWARDS

A retreat will be held during awards similar to those held in prior years. Captains only may represent your unit at this retreat. Captains should be ready near the performance entry doors prior to the posted awards time in the schedule.

STUDENT SEATING

Students should sit on the backside balcony bleachers. Frontside seating is for spectators only.

CRITIQUE

Critique will take place in the Media Center. Critique sign-ups are available via Competition Suite prior to contest day. A list of units signed up for critique will be available to review at unit check-in. Any units not signed up for critique can sign up for any remaining spots at unit check-in.

We are pleased to welcome you to what is sure to be a fantastic weekend for Indiana percussion! Please let us know if you have any questions or concerns. We wish you all the best of luck!

Chris Halstead

Contest Host

Decatur Central High School

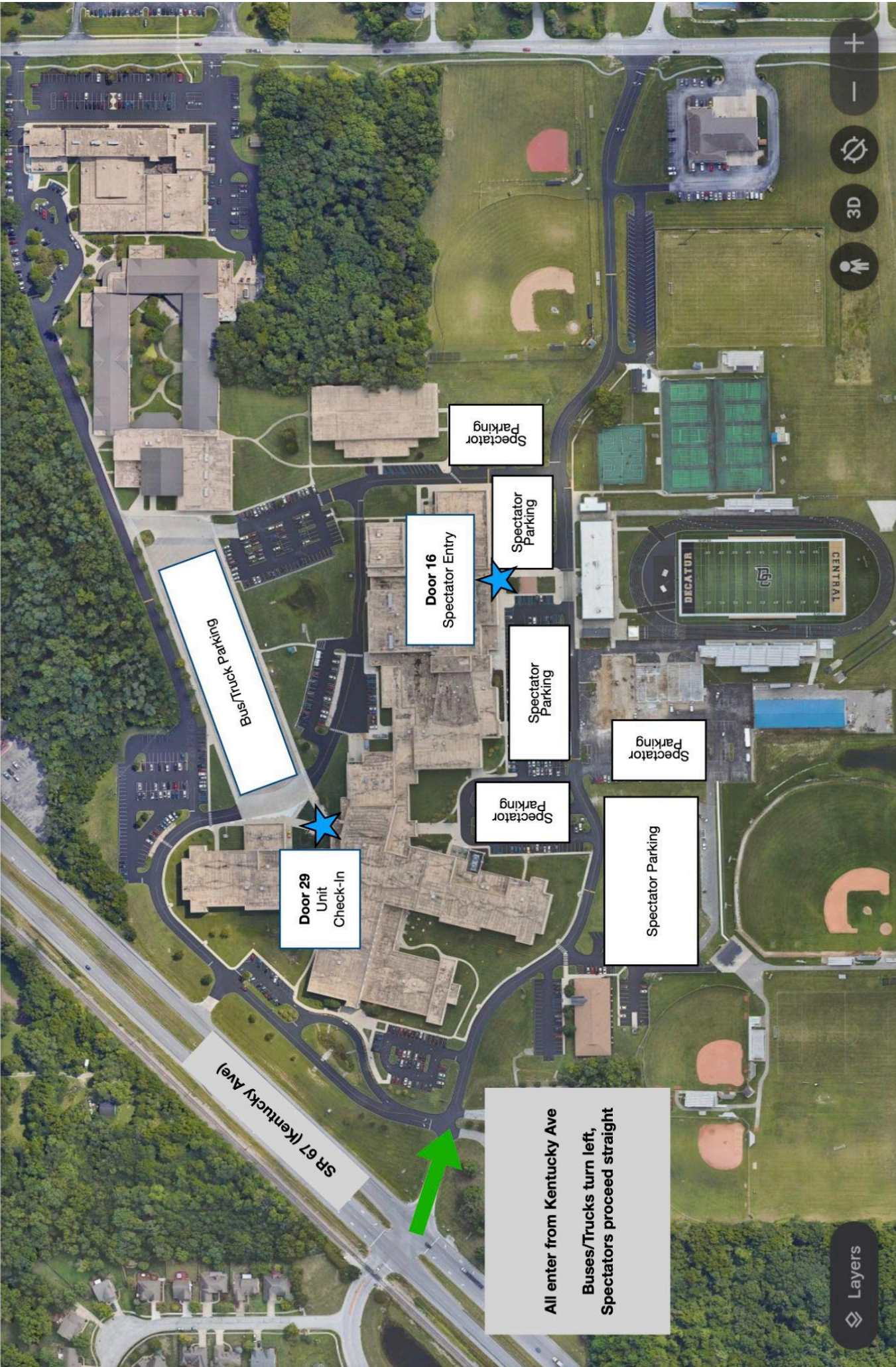
Office: (317) 856-5288 x.01625

Cell: (812) 870-4327

chalstead@decaturproud.org

www.dchsbands.org





SR 67 (Kentucky Ave)

All enter from Kentucky Ave
Buses/Trucks turn left,
Spectators proceed straight

Door 29
Unit
Check-In

Door 16
Spectator Entry

Bus/Truck Parking

Spectator
Parking

Spectator
Parking

Spectator
Parking

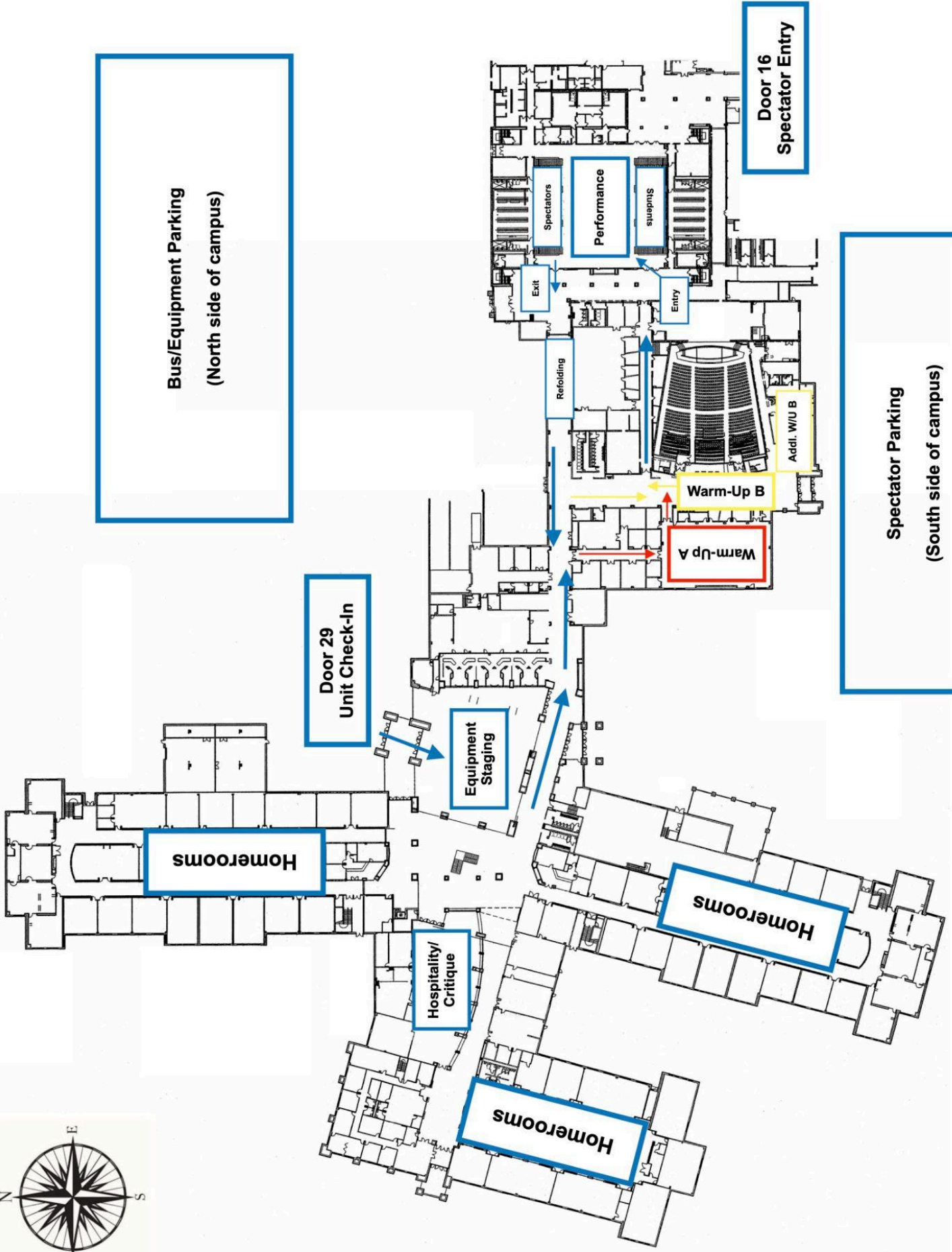

Spectator
Parking

Spectator
Parking

Spectator
Parking

Layers

3D
+
-
3D
+
-
+
-
+



Bus/Equipment Parking
(North side of campus)

Door 16
Spectator Entry

Spectator Parking
(South side of campus)

Spectator and Judges Seating

Performances face this way

